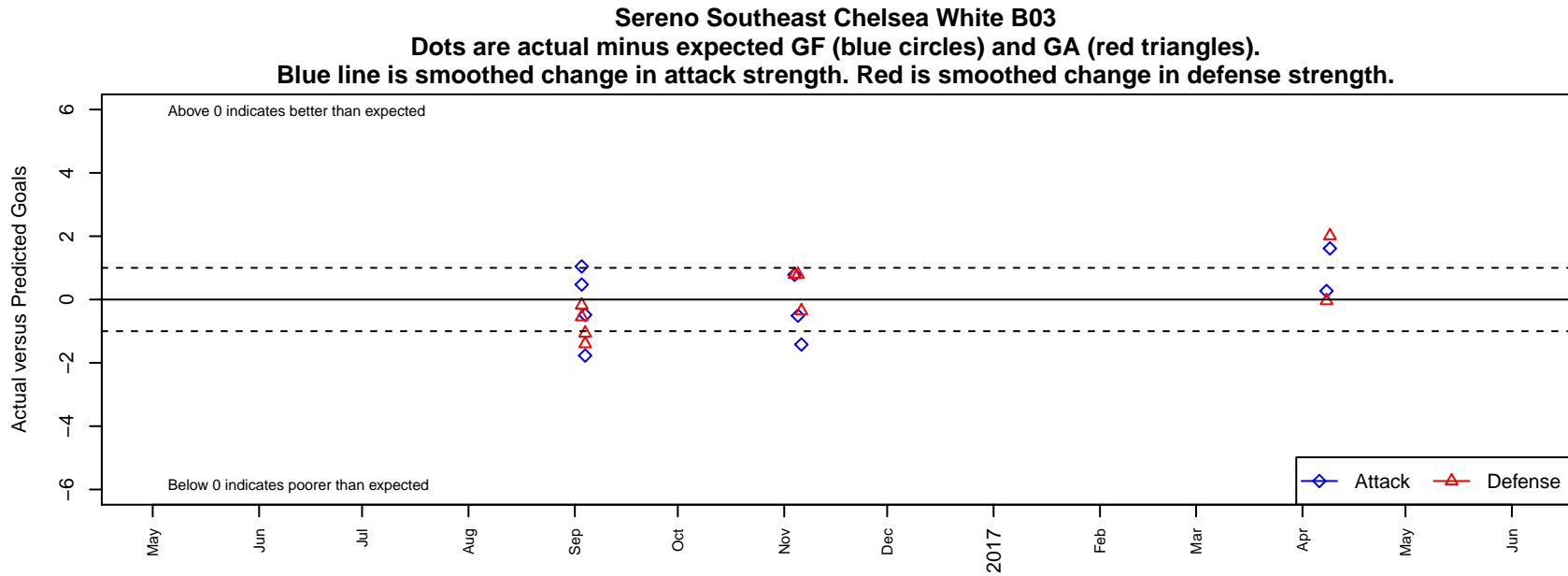


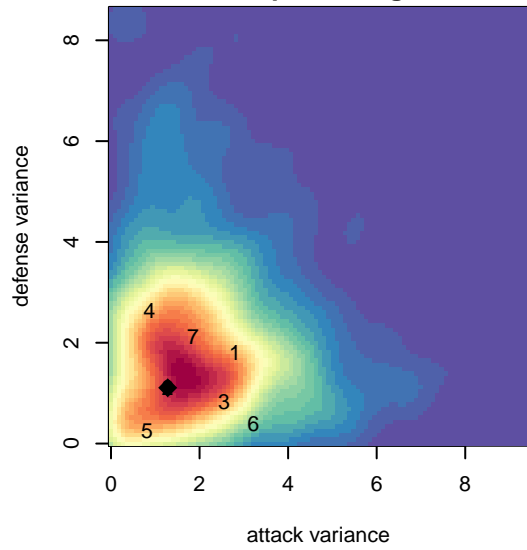
Sereno Southeast Chelsea White B03

, AZ
B03 total strength=1729
attack=26.82 defense=23.32

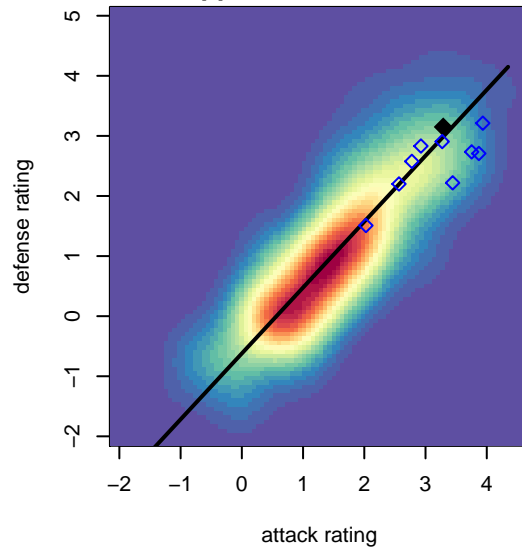
alt names used: SERENO SOUTHEAST 03 BOYS CHELSEA V SERENO SOUTHEAST 03 BOYS CHELSEA V
Venues played: 2016 NHB Cup Flight 1 2016 FWRL Desert 2003 U14



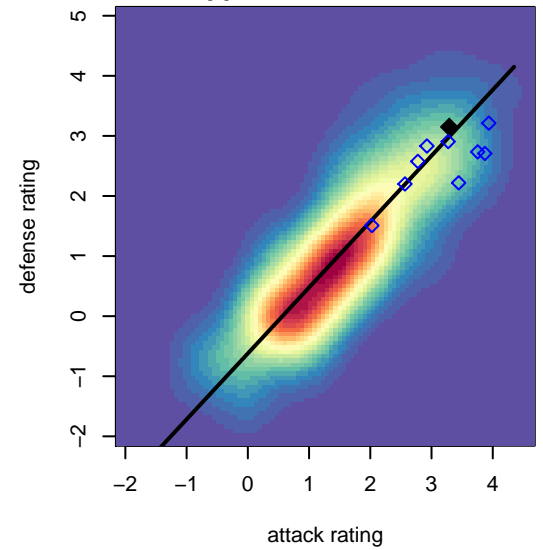
**attack and defense variance (black dot)
relative to other teams
and top 10 in region**



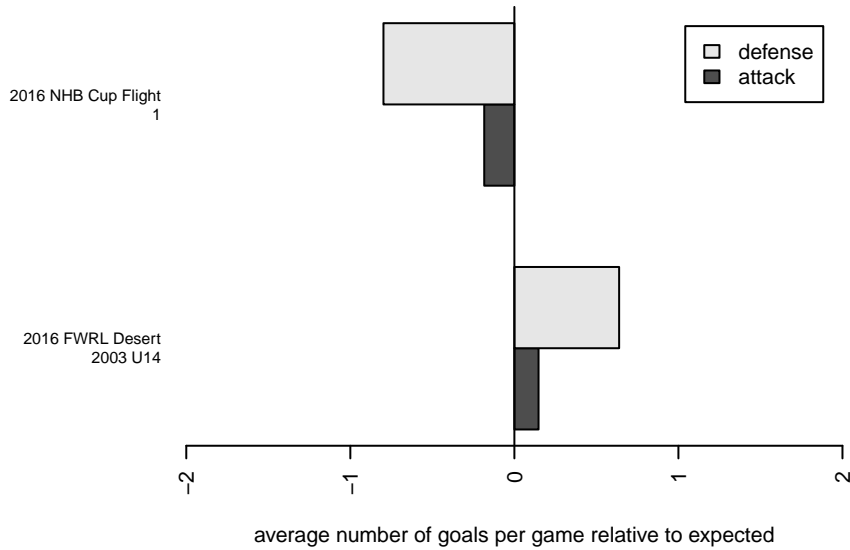
**attack and defense rating
relative to others at age
and all opponents in last 13 months**



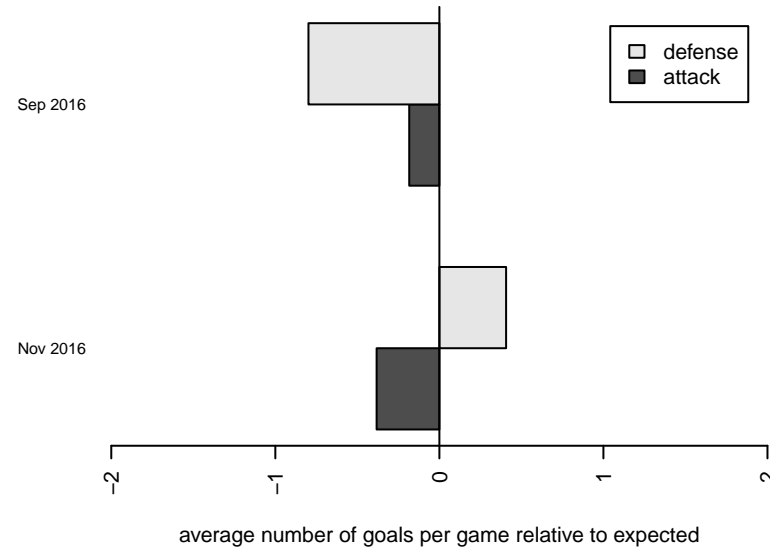
**attack and defense rating
relative to others at age
and all opponents in last 13 months**



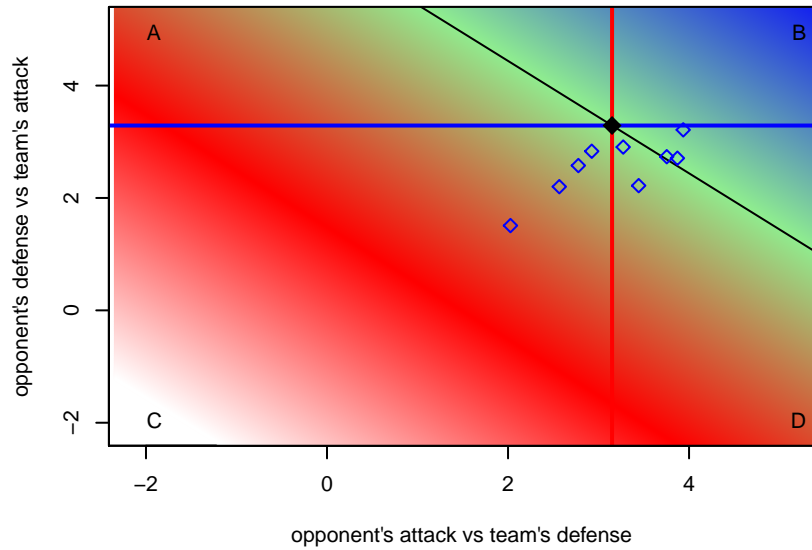
Performance relative to 13 month average



Performance relative to 13 month average



Distribution of opponents
 Red = Lose zone, Blue = Win zone, Green = Even
 Black line separates win/lose zones



lot. A=Neither has attack advantage, B=Opponent has both attack and defense advantage, C=Opponent has both attack and defense disadvantage, D=Both have

date	home		away		venue	pred.home	pred.away
2017-04-09	Sereno Southeast Chelsea White B03	3	Pateadores NM B03	0	2016 FWRL Desert 2003 U14	1.39	2.01
2017-04-08	Las Vegas Sports Academy Red B99	3	Sereno Southeast Chelsea White B03	1	2016 FWRL Desert 2003 U14	2.96	0.73
2016-11-06	Barcelona NV Academy B B03	1	Sereno Southeast Chelsea White B03	1	2016 FWRL Desert 2003 U14	0.64	2.42
2016-11-05	Sereno Southeast Chelsea White B03	1	Fort Lowell Rayados Blue B03	2	2016 FWRL Desert 2003 U14	1.51	2.79
2016-11-04	Sereno Southeast Chelsea White B03	2	SC del Sol B03	1	2016 FWRL Desert 2003 U14	1.22	1.79
2016-09-04	Celtic Academy B03	3	Sereno Southeast Chelsea White B03	1	2016 NHB Cup Flight 1	1.60	2.77
2016-09-04	Del Mar Sharks B03	2	Sereno Southeast Chelsea White B03	1	2016 NHB Cup Flight 1	0.94	1.48
2016-09-03	Sereno Southeast Chelsea White B03	3	Rebels Elite B03	1	2016 NHB Cup Flight 1	1.96	0.82
2016-09-03	Sereno Southeast Chelsea White B03	6	FC Valencia Swap B03	1	2016 NHB Cup Flight 1	5.53	0.45